

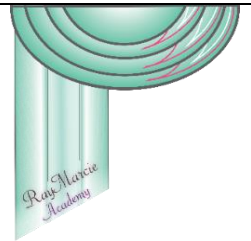
RayMarcie Academy

Designer curtain making Curriculum

083 252 1684

Visit our Website at www.raymarciedesigns.co.za

Want to know how to :



- Cut & drape swags & tails
 - Make up bullnose pelmets
 - Start your own curtain making business
 - Do Venue Draping
- Measure curtains
Install curtains
Improve your own curtain making business.

Start your own business!

After completing the RayMarcie Diploma course, you can start your own curtain making business with minimal start up capital.

Remember KNOWLEDGE IS POWER

You are not defined by your circumstances. "What I learnt at a very early age was that I was responsible for my life and as I become more spiritually conscious, I learnt that we all responsible for ourselves, that you create your own reality by the way you think and therefore act. You cannot blame apartheid, your parents, your circumstances, because you are not your circumstances. You are your possibilities If you know that you can do anything "Oprah"

THE FUTURE BELONGS TO THOSE WHO BELIEVE IN THE BEAUTY OF THEIR DREAMS ----- ELEANOR ROOSEVELT

Curtain Making Course Options

Successful completion of all the practical & theory courses below entitles one to be a diploma recipient.

Diploma Course Modules

- | | |
|--|-----------------------|
| • Introduction DVD | Free on registration |
| • Comprehensive Curtain making. Fabric tapes lining included | R7,800.00 |
| • Roman Blinds. Fabric tapes lining included | R 2,800.00 |
| • Comprehensive Swag making. Own lining fabric Kit extra | R7,800.00 |
| • Business Logistics | R 2400.00 |
| • Accessories. Own fabric | R 1,800.00 |
| • Bullnose Pelmet making. Fabric lining included. Kit extra | R 1,800-00 per design |
| • Linen Making. Own fabric and lining | R2,800.00 |
| • Total | R27,200.00 |
| | |
| • Festoons & valances (New) Optional | R7,800-00 |
| • Installation (New) Optional | R2,400-00 |
| • Additional Bullnose Pelmet Optional Fabric lining included. Kit extra | R1800.00 per design |
| • Pelmet | R1800.00 per design |
| • Basic Sewing Machine Skills | R450.00 |

I am open to discussing payment plans on certain courses.

During 2022 RayMarcie Academy can offer free fabric and lining to the certain courses.

Thanks to our sponsors

All accessories, such as beads, brass poles, timber etc. for courses are not included in course price.

| Contacts | ADDRESS | Banking Details | <i>For into security reasons, we do not accept cash on our premises. Please make payments by means of credit card, Internet banking or a direct transfer our bank</i> |
|---|---|--|---|
| Marcelle Cell: 083 252 1684 E mail marcieg@raymarciedesigns.co.za Website www.marraydesigns.co.za | 55 Sophie Ave Linmeyer Johannesburg | M.Simon Standard Bank The Glen Current A/c Number on request | |

Conditions – All Courses

- Courses are only conducted if 2 or more students are in attendance.
- Students are not allowed to work during lunchtime.
- As each person works at a different pace, students must wait their turn for attention & instructions
- Students must arrange own transport to & from classes, shops & own accommodation.
- All monies must be fully paid, prior to supply of the Pattern Package & issue of Diplomas & Certificates.
- Students must arrange immediate transport for complete pelmets. We cannot store your pelmets.
- Courses entail both theory and practical homework.
- Academy is closed for the duration of Rand Show, and 2 weeks in August/September and during the Christmas season
- Students must adhere to the syllabus private projects are not allowed to be done at Academy.
- Fabric & sizes are standard, should students request specific fabrics or sizes this will be an added & extra cost.
- If student exceed the stipulated duration of a course, an extra fee will be charged.
- All courses must be completed within 30 days of estimated completion date. You will not be allowed to complete the course after the 30 days and all fees will forfeited.
- **IMPORTANT:** Students must attend classes regularly and be punctual with starting and finishing times.

| Requirements for all practical courses | |
|---|---|
| <ul style="list-style-type: none"> • Cottons 1 white & 1 cream • Sewing machine • Machine Bobbins • Thimble • Good Quality Scissors • Lots of pins • Assorted Hand sewing needles • Tape measures –1 Fabric.&1 x 5m Metal • File for notes • Pen & Pencil | <ul style="list-style-type: none"> • Calculator • Spare machine needles • 2 pin plug adaptors for your machine • 20m lining- Comprehensive Swags <p>Fabric requirements must be discussed with Marcelle before making your purchase. Module or DIY Course lining & fabric requirements vary. Please take note of such at each course info.</p> |
| <p>Note: If any of the above present a problem talk to Marcelle.</p> | |

COURSE TIMES: Tues * Thurs. * Sat. 11h00 – 16h00

Lunch; 13h30 – 14h00 (bring your own)

**COMENCEMENT: COURSES ARE RUN CONCURRENTLY
THEREFORE YOU MAY COMMENCE ANY COURSE AT
ANY TIME DURING THE YEAR.**

Times Are flexible and can be adapted to suit your requirements

I give to you a new commandment; that you should love one another. Just as I have loved you, so you too should love one another. JOHN 13; 34

START YOUR OWN BUSINESS AS A CURTAIN INSTALLER.

Suitable for both men and women.

Installing curtains is a very specialized job.

It is not a handy man's job.

One needs to know the tricks of the trade to be successful as a curtain installer.

2-3 days

R2400.00

**THERE IS A HUGE DEMAND IN THE DÉCOR INDUSTRY
FOR QUALIFIED CURTAIN INSTALLERS.**

CERTIFICATES ISSUED ON COMPLETION OF EACH COURSE



RayMarcie Diploma



Course Modules

Comprehensive Curtain Making course

Price R7,800.00 payable in advance
Duration 10-14 days (2 months)
Times See page 3

Syllabus


- Pinch Pleat
- Goblet Pleat
- Pole Pocket
- Voile
- Eyelet
- Plaited tie backs
- Box Pleat
- Multi Pleat
- Tab Top
- Organza
- Smoking
- Banana tie backs

Course price includes Course Fees & Kit only. It does not include any brass accessories.
You must bring your own fabric and lining

Roman Blinds

Price R2,800.00 (payable in advance)
Duration 3-4 days
Times See Pg. 3

Standard Roman Blind
Shaped Roman Blind



Course price includes Course Fees & Kit only. It does not include any brass accessories.
You must bring your own fabric & lining

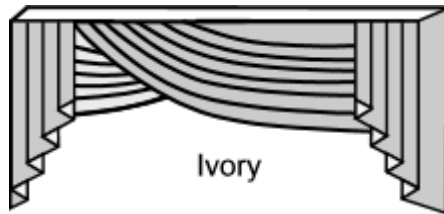
Comprehensive Swag making course

| | |
|----------|-------------------------------|
| Price | R7,800.00 payable in advance. |
| Duration | 12 days (6 weeks) |
| Times | See page 3 |

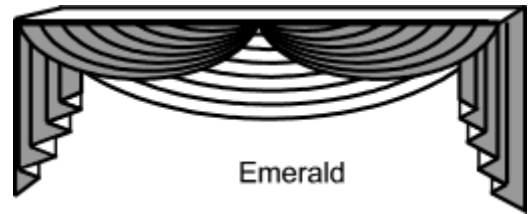
Course price includes Course Fees & Kits only. It does not include any brass and timber accessories.

Does not include Patterns

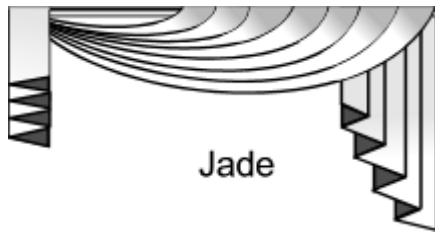
You must bring your own fabric & lining
Patterns. See pg. 8 for information on Swags & Tails Patterns



Ivory



Emerald



Jade



Pearl

You may do your own specified size to a maximum of 3.5m in the Swags and Tails course.


Always discuss sizes first prior to fabric purchase.

Patterns. See pg. 8 for information on Swags & Tails Patterns

Accessories course

| | |
|----------|--------------------------------|
| Price | R1, 800.00 payable in advance) |
| Duration | 6 - 8 days |
| Time | See Page 3 |

Course price incl. Course Fees & Kits only.
 It does not incl any trimmings



Syllabus

- 1 x Round Cushion
- 1 x Nite Table cloth with pre pleated frill
- 1 x Square Cushion

You must bring your own fabric & lining

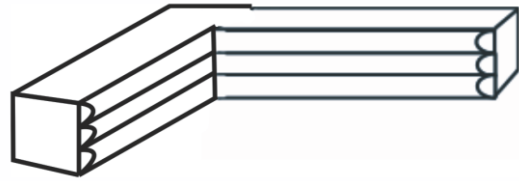


THERE ARE THOSE THAT LOOK AT THINGS THE WAY THEY ARE, AND ASK WHY? I DREAM OF THINGS THAT NEVER WERE AND ASK WHY NOT? **ROBERT F. KENNEDY**

COMPREHENSIVE
BULLNOSE PELMET MAKING COURSE



BRONSON



CORNER DELON



JUDE

| | |
|----------|---|
| Price | R1,800.00 per design. Payable in advance. |
| Duration | 2-3 days per design |
| Times | See page 3 |

Course price includes Course Fees & Kits only. It does not include any brass or other accessories.
You must bring your own fabric & lining

RayMarcie Album

Of Designer Curtain Styles

Now at only R899-00

Business Logistics

Syllabus

- | | | |
|--|---|--|
| <ul style="list-style-type: none"> • Measuring • Quoting • Installation | <ul style="list-style-type: none"> • Fabric calculations • Labor cost | <ul style="list-style-type: none"> • Correct design choice & placement • Component identification. |
|--|---|--|

| | |
|----------|-------------------------------|
| Price | R 2,400.00 payable in advance |
| Duration | 2 –3 days (Part / Full time) |
| Time | See Page 3 |





Requirements

- File
- Notebook
- Pen & Pencil
- Calculator

Investing in the RayMarcie Curtain Making Diploma Course is as good as investing in a business.

| Linen Making | |
|-----------------------------------|---|
| Price R2800.00 4-6 days | Syllabus 1 x Duvet cover 2 x Standard Pillowcases 2 x frilled Continental pillowcases 1 x cushion cover |

| Valances & Festoons. | | | |
|----------------------|--------------------------------|-----------------|-------------------|
| Price | R7,800.00 (payable in advance) | Tulip Valance | Shaped Valance |
| Duration | 18-20 days | Grecian Valance | Hourglass Curtain |
| Time | See Page 3 | Frilled Festoon | Cross over Voile |



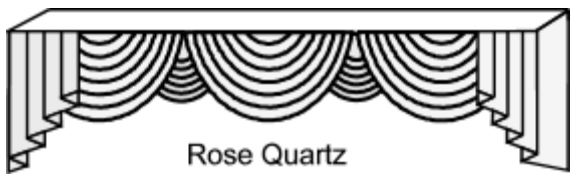

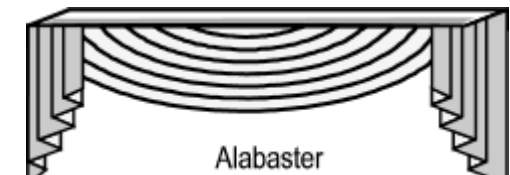


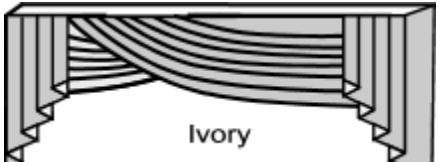
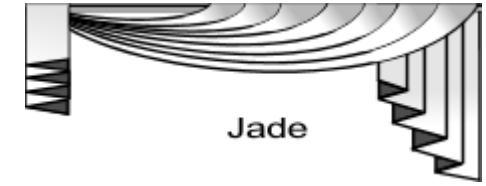
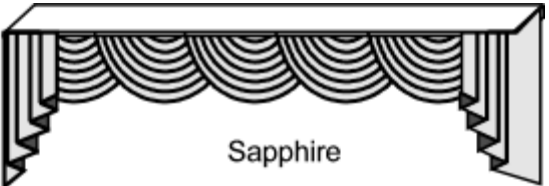
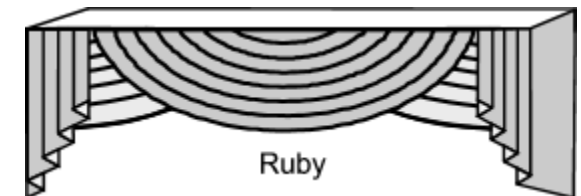

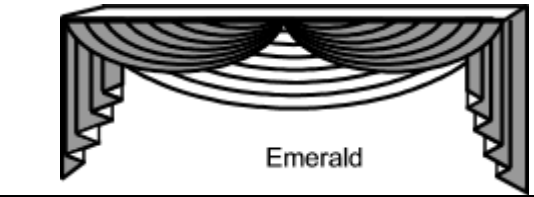



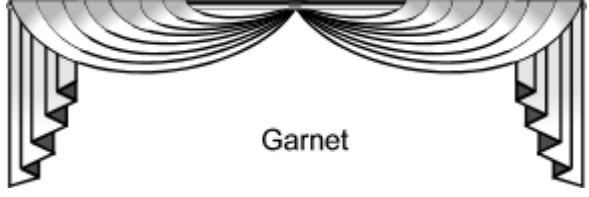
Course price includes Tuition & Kits only. It does not include any brass accessories.
You must bring your own fabric & lining

FOR AS HE THINKS IN HIS HEART, SO IS HE. PROVERBS 23:

***EDUCATION IS THE MOST POWERFUL WEAPON WHICH YOU CAN USE TO
CHANGE THE WORLD. – NELSON MANDELA***

| <p>Patterns for the swags and tails are available in individual sizes and styles. However, should you be purchasing for a curtain making workroom. It is strongly advised to opt for the pattern package option. Pattern package price R15,000.00 includes +- 90 templates, DVD or Digital Tutorials, Printed instructions and a 1-day instruction class. Physical or by Zoom Individual pattern prices available by request.</p> | | | | | |
|--|---------------------------------|-----------------------------------|---|----------------------------------|-----------------------------------|
| Swags & Tails Tutorial 6 Part Pattern Package Option | | | | | |
| Part one | | | | | |
| <ul style="list-style-type: none"> All Printed Instructions All DVDs All Boxes Course Registration All Jabot Templates 701-703 | | | <ul style="list-style-type: none"> All Closed Tail Templates 801-804 All Open Tail Templates 601 - 604 All Closed Stacked Tails 901 - 902 All Open Stacked Tails 10.1 Crystal Swag Design 201 - 202 Sapphire Swag Design 501- 502 | | |
| Part One | Part Two Small-Med | Part Three Small – Med | Part Four Jade Small - Large | Part Five Med – Large | Part Six Med - X Large |
| R5000.00 | R2500.00 | R2500.00 | R2000.00 | R1500.00 | R1500.00 |
| Template numbers | | | | | |
| As above | 2.3 – 205 301-305 503-505 | 206-208 401-403 506-508 | 101-108 | 209 306-308 509 404 | 210-212 405-407 510-512 |
| Crystal 1m-7m | Alabaster 80cm-1.7m | Alabaster 1.8m-3.2m | Jade 90cm-1.2m | Alabaster 3.3m-3.7m | Alabaster 3.8m-5.2m |
| Sapphire 1m-7m | Angelite 80cm -1.7m | Angelite 1.8m-3.2m | Jade 1.3m-1.6m | Angelite 3.3m-3.7m | Angelite 3.8m-5.2m |
| All Closed Tails | Amber 2m-3.5m | Amber 3.6m-5.5m | Jade 1.7m-2m | Amber 3.6m-6.5m | Emerald 3.8m-5.2m |
| All Open Tails | Ivory 1.8m-2.6m | Emerald 2m-3.2m | Jade 2.1m-2.4m | Emerald 3.3m-3.7m | Garnet 3.8m-5.2m |
| All Jabots | Goldstone 2.4m-4.1m | Garnet 2m-3.2m | Jade 2.5m-2.8m | Garnet 3.3m-3.7m | Ruby 4.6m-6m |
| Stacked Open Tails | Moonstone 2m-4.1m | Goldstone 4.2m-7.2m | Jade 2.9m-3.2m | Ivory 2.7m-4.3m | Nil |
| Stacked Closed Tails | Pearl 2m-3.5m | Moonstone 4.2m-7.2m | Jade 3.3m-3.6m | Ruby 2.6m-4.5m | |
| | Rose Quartz 2.8m-5.1m | Pearl 3.6m-6.5m | Jade 3.7m-4m | Topaz 3.8m-7m | |
| | Topaz 2.2m -3.7m | Rose Quartz 5.2m-6.6m | | | |

THERE ARE TWO WAYS OF MEETING DIFFCULTIES: YOU ALTER THE DIFFCULTIES, OR YOU ALTER YOUSELF TO MEET THEM. – PHYLLIS BOTTOME

| | |
|--|--|
|  Rose Quartz |  Amber |
|  Alabaster |  Moonstone |
|  Angelite |  Ivory |
|  Jade |  Sapphire |
|  Ruby |  Goldstone |
|  Emerald |  Topaz |
|  Pearl |  Crystal |
|  Garnet | <p>You must bring your own fabric & lining</p> |

The happiness of your life depends on the quality of your thoughts. Marcus A. Antoninus.

RAYMARCIE ACADEMY TUTORIALS

DVD OR DIGITAL

The RayMarcie tutorials are very user friendly with step-by-step instruction and demonstrations in all aspects of the relevant tutorials.
YOURS FOR LIFE

DESIGNER CURTAIN MAKING MODULES

COMPREHENSIVE CURTAIN MAKING R990.00



4 X Disks of 1-2 hours each

SYLLABUS

Multi Pleat
Goblet pleat
Pinch pleat
Tab top
Pole Pocket
Voile/Organza
Eyelet
Smocking
Tie Backs

ROMAN BLINDS MAKING R590.00



1 x disk approx. 2 hours

SYLLABUS

Standard Romans
Scalloped Romans

BULLNOSE PELMET MAKING R1 190.00



5 disks of 1-2 hours each.

SYLLABUS

Requirements
Frame assembly
Fabric Prep
Design. Jude/Rope on bullnose
Design. Jordan/Brass poles inserts
Design. Javier/ 3 x 10cm Bullnose
Featuring a L shape pelmet.

BONUS DVD FREE



THIS BONUS TUTORIAL IS FREE WITH YOUR FIRST PURCHASE OF ANY OF THE DESIGNER CURTAIN MAKING TUTORIALS.

Syllabus

Sewing machines
Supplies
Fabrics & linings
Curtain Tapes
Fabric Calculations
Fabric Pattern Match

INTRO TO THE RAYMARCIE SWAGS AND TAILS CONCEPT FREE



THIS INTRO TO SWAGS AND TAILS TUTORIAL IS FREE WITH YOUR FIRST PURCHASE OF ANY OF THE DESIGNER CURTAIN MAKING TUTORIALS.

IT EXPLAINS TO YOU THE AMAZING CONCEPT OF THE RAYMARCIE ACADEMY SWAGS & TAILS SHOWING HOW EASY IT IS TO MAKE AWARD WINNING SWAGS AND TAILS.

SWAGS AND TAILS PACKAGE COMPILATION R 14500.00 INCLUDES PATTERNS








**INTRO TO ALL 15 DESIGNS
FABRIC ADVICE
PATTERN DESCRIPTION
HOW TO CUT SEW IRON
SEW AND IRON
CLOSED TAILS
OPEN TAILS**

**CLOSED SWAGS
OPEN SWAGS
OUTER SWAGS
UPPER SWAGS
JADE SWAG
ASSEMBLY OF 15 DESIGNS
INSTALLATION ADVICE**

RAYMARCIE ACADEMY TUTORIALS

DVD OR DIGITAL

The RayMarcie tutorials are very user friendly with step-by-step instruction and demonstrations in all aspects of the relevant tutorials.
YOURS FOR LIFE

| EVENTS MODULES | | | |
|---|--|--|---|
| MODULE ONE. DRAPING | | R990.00 | |
|  | <p>4 X DISKS</p> <p>SYLLABUS</p> <p>Fabrics Supplies Tools Fabric calculations Rope installation Contrast/highlight fabric</p> | <p>SYLLABUS</p> <p>Rope disguise Pitched roof draping Flat roof draping Entrance opening Lights Center rosette Curtain backdrop Organza v backdrop Wall swags</p> | |
| MODULE TWO. TABLE SETTING | | MODULE 3 FLORAL ARRANGEMENTS | |
| R590.00 | | R890.00 | |
|  | <p>2 X DISKS</p> <p>SYLLABUS</p> <p>Main table Cake table Guest table Serviettes Chair décor Place settings Center flowers</p> |  | <p>2 X DISKS</p> <p>SYLLABUS</p> <p>Spray Classic Upright Wall Posy Modern upright Cluster Table center</p> |
| MODULE 4 BASIC BRIDAL ARRANGEMENTS | | MODULE 5 FLORAL BACKDROPS | |
| R390.00 | | R390.00 | |
|  | <p>1 X DISK</p> <p>SYLLABUS</p> <p>Lapel flower Corsage for wrist or bodice Cluster Bridal Bouquet</p> |  | <p>1 X DISK</p> <p>FLORAL BACKDROPS ARE GENERALLY USED BEHIND THE MAIN TABLE AT EVENTS</p> <p>SYLLABUS</p> <p>Fresh flowers Silk flowers</p> |